
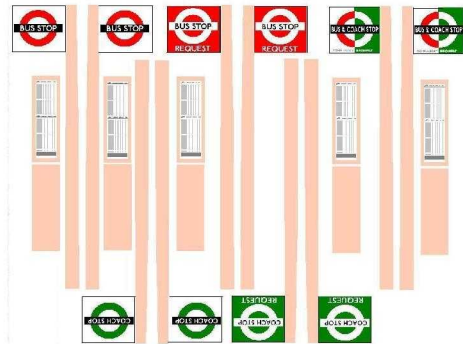


shelter 'L'
members

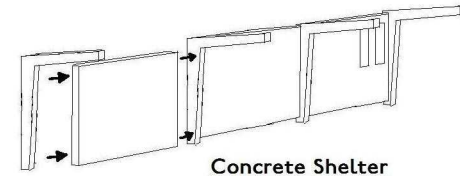


shelter wall panels




Glue bus stop posts and flags back to back. Glue timetable panels back to back and affix to post.

Merry Christmas from Kingsway




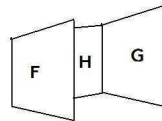
Concrete Shelter

Glue the wall panels and L members back to back.
Assemble as shown above.
Glue the roof in place.



Wooden shelter

Cut out the parts and glue equivalent ones back to back - F to FI - G to GI - H to HI.
Assemble as shown in diagram. Cut out roof and glue to thicker card - glue in place.
Cut out seat and fold lengthwise - glue inside



shelter seat
fold lengthwise

PRINT THIS ONTO THIN
CARD 180g/m²

